

Stone Landscape & Pond Lights 5 Piece Set

ITEM # L5STN

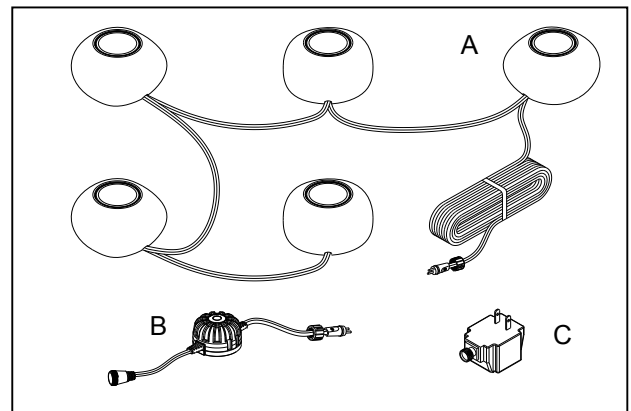
REMINDER
CALL 1-888-755-5641
BEFORE RETURNING TO STORE.



Questions, problems, missing parts? Before returning to your retailer, call our customer service department at 1-888-755-5641, 8 a.m.-6 p.m., EST, Monday-Friday, or email us at customercare@gardeniquedecor.com. Or visit our website www.gardeniquedecor.com.

PACKAGE CONTENTS

Part	Description	Quantity
A	Stone landscape & pond lights	1
B	Sensor	1
C	Transformer	1



WARNINGS AND CAUTIONS

WARNING

- To reduce the risk of electrical shock, connect only to a properly grounded, grounding-type receptacle.
- Do not exceed the voltage shown on the transformer.
- Do not submerge the transformer and sensor.
- To reduce the risk of fire or injury, keep lamp away from materials that may burn.
- Always disconnect light from the power source before beginning any maintenance or work on the light.
- Inspect cord for damage before installation and/or maintenance. Replace the entire light/transformer assembly if damage is found.

CAUTION

- Use a proper power source as indicated on the transformer label.
- Keep the cord away from high temperatures or other heat sources.
- Do not lift the light or the transformer by its power cord.
- This light assembly is not intended for use in swimming pools or hot tubs.

PREPARATION

Before beginning assembly or operation of product, make sure all parts are present. Compare parts with package contents list and diagram above. If any part is missing or damaged, do not attempt to assemble, install or operate the product. Contact customer service for replacement parts.

- Estimated Assembly Time: 5 minutes
- No tools required for assembly.

ASSEMBLY INSTRUCTIONS

1. Connect the light to the sensor by pushing the plug into the sensor socket until it is firmly seated. Hand tighten the nut from the plug to the socket. Fig. 1

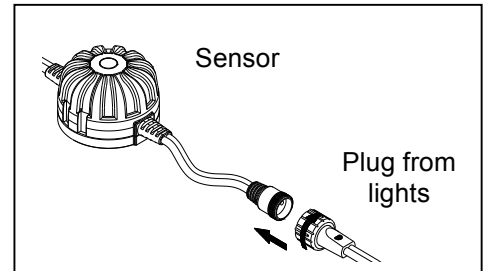


Fig. 1

2. Connect the sensor to the transformer by pushing the plug into the transformer socket until it is firmly seated. Hand tighten the nut from the plug to the socket. Fig. 2

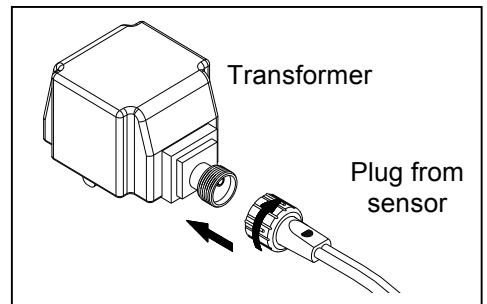


Fig. 2

3. Place the lights in or out of the water. Make sure that the transformer and sensor are NOT submerged. Make sure that the light sensor faces up. Fig. 3

NOTE: At night, the lights will automatically turn on. At sunrise, they will automatically turn off.

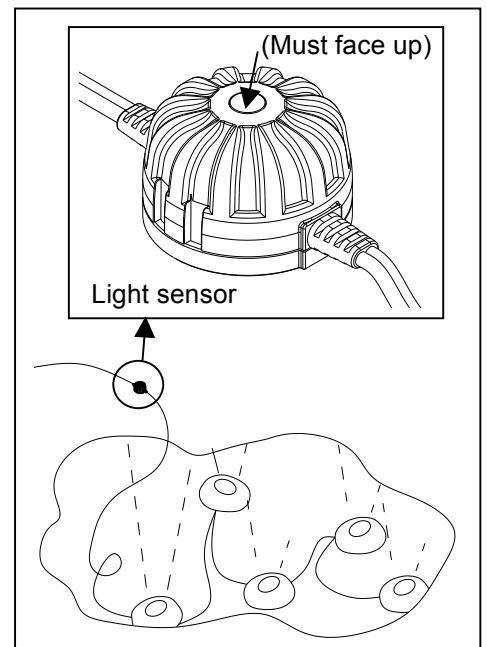


Fig. 3

4. Plug the transformer into a properly grounded electrical outlet. Fig. 4

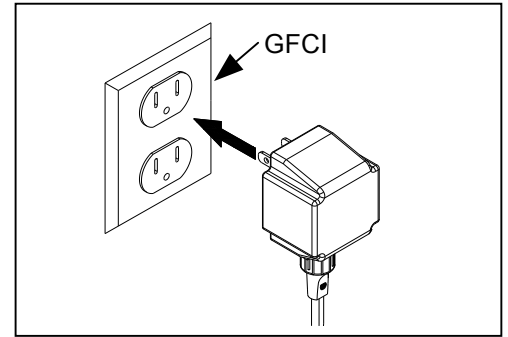


Fig. 4

TROUBLESHOOTING

- If lights fail to illuminate, check that lights are getting power by testing another appliance in the same power outlet.
- The light is designed to turn on when it gets dark, and turn off when it gets light. To activate the light during daylight hours, cover the sensor.
- If lights do not turn off during daytime, check sensor. Make sure the sensor faces up and is not covered by dirt or debris.

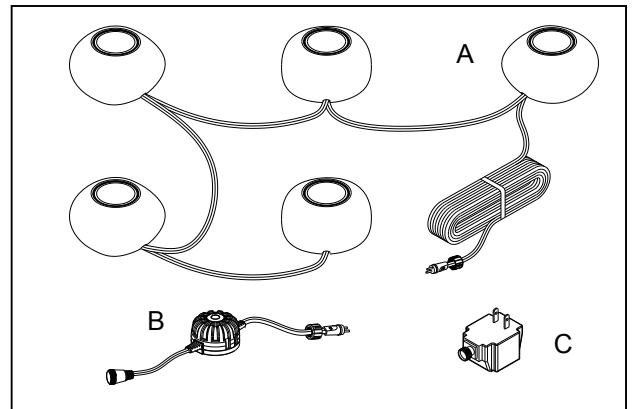
CARE AND MAINTENANCE

- Periodically, your lights may require cleaning for optimal performance.
- Cleaning should only be done with warm soapy water. Be sure to use biodegradable soap.
- The frequency of cleaning depends upon the conditions of the environment where lights are used.

REPLACEMENT PARTS LIST

For replacement parts, call our customer service department at 1-888-755-5641, 8 a.m.-6 p.m., EST, Monday-Friday.

Part	Description
A	Stone landscape & pond lights
B	Sensor
C	Transformer



LIMITED WARRANTY

All pumps and electrical products are warranted to the user against defective material and workmanship, under normal working conditions. This warranty period begins on the date of purchase by the original purchaser.

Unless otherwise specified all GARDENIQUE® electrical products are warranted to the user against defective material and workmanship, under normal working conditions for 1 year from the date of purchase.

- Pond and Waterfall pumps are warranted for 3 years.
- GARDENIQUE® liners are warranted to the user against defective workmanship, under normal working conditions for 20 years from the date of purchase.
- All other GARDENIQUE® products are warranted to the user against defective material and workmanship, under normal working conditions for 90 days.

Application

Warranty covers only properly installed and maintained units. Any damage to the cord or modification to the unit will invalidate the warranty. Pump warranty is limited to applications pumping fresh water in a pond or fountain only. Other liquid applications or extreme temperature uses must be approved in writing by the manufacturer. Receipt and product date code are required for warranty claims.

Warranty Claim

Warranty claims must be made by calling customer service (at 1-888-755-5641). If the item is determined to be defective, you will be given authorization to return the defective part(s), freight pre-paid, along with proof of purchase.

Disposition

The manufacturer will make a good faith effort for prompt disposition regarding all warranty claims. Returned product will be inspected to determine cause of failure before warranty is applied. Warranty does not cover any costs associated with the shipping, handling, installation or removal of products or parts subject to this warranty. For products damaged in transit, a claim should be filed with the carrier.

Disclaimer

Any oral statements made about the product by the seller, the manufacturer, the representatives, or any other parties do not constitute warranties, should not be relied upon by the user, and are not part of the contract for sale. The seller's and manufacturer's only obligation, and buyer's only remedy shall be for the manufacturer to either replace and/or repair at the manufacturer's sole discretion, the product as described above. Neither seller nor the manufacturer shall be liable for injury, loss or damages for lost profits, lost sales, injury to person or property, or any other incidental or consequential loss arising from any cause whatsoever, no matter whether based upon warranty, contract, negligence or other misuse, and the buyer and user agree that no other remedy shall be available to them. Before using, the buyer and user shall determine the suitability of the product for the intended use, and assume all risk and liability whatsoever in connection therewith. The warranty and remedy described in this limited warranty is an exclusive warranty and remedy in lieu of any other warranty or remedy expressed or implied. All other warranties and remedies are hereby expressly excluded, including but not limited to any implied warranty of merchantability of fitness for any particular purpose. This warranty gives the buyer and user specific legal rights, and buyer and user may also have other rights which vary from state to state. Some states do not allow exclusions or limitations of incidental or consequential damages, so the above limitations or exclusions may not apply to you.

REMINDER
CALL 1-888-755-5641
BEFORE RETURNING TO STORE.